

● Please put this in a place that is easy to see at home.

# Please take care of the Earth's resources!

If you separate it, it's recyclable.  
If you throw it away, it's garbage.

With a little effort,  
let's reduce the garbage in Fuefuki City!

## How to separate garbage in Fuefuki City

When it is recycled, it becomes

Recyclables

**1 Miscellaneous Paper**  
● Paper (except for magazine/cardboard/newspaper/milk carton)  
Waste paper/packaging and containers with a "paper" symbol

Toilet paper

**2 Other plastic (plastic container/packaging)**  
● Plastic containers which have been washed and cleaned, except PET bottles

Fuel/chemical raw materials/plastic pallets for raw material, etc.

**3 Recyclable Materials**  
● Magazine/cardboard/newspaper/flyer insert/paper beverage carton  
● Can (aluminum can/steel can/spray can/gas cylinder)  
● Clothing/Textiles  
● Bottle (1.8L/beer/other bottle [colorless/brown, etc.])  
● PET bottle: Those with a recycling symbol

Recycled paper/cardboard/packing material, etc.

Aluminum raw material/iron manufacturing raw material

Textile for industrial use/recycled soundproofing material

1.8L bottles and beer bottles will be recycled. Other glass bottles will be raw materials, building materials, etc.

PET bottle/plastic raw material/fiber/molding

**4 Burnable Garbage**

When incinerated, about 10 % of the remaining ash will be buried, producing **carbon dioxide**.

**5 Large-Sized Garbage**

**6 Hazardous Flammable Garbage**

**7 Fee Required Garbage**

● Things that are not collected  
Request disposal at the store or a specialized handler.

Garbage



Fuefuki City mascot FUKKI (Fukki)

### 1

## Miscellaneous Paper

caution!!



紙 If it has this symbol, it goes in "Miscellaneous paper"

- It has metal such as a staple or wire.
  - It has paint and ink.
  - It has vinyl and plastic.
- These are okay!**

#### As a request


If possible, please put it in a paper bag. \* It is also possible to put it out in a cardboard box.

- Remove the blade and put it in Large-sized garbage.
- The metal part on the calendar can be discarded as is.

Envelope, Notebook, Copy paper, Postcard, Letter, Wrapping paper, Snack paper box, Photograph, Receipt, Poster, Shredder paper, Pamphlet, Calendar, Calligraphy paper, Sketchbook, Test paper/handout, Coarse paper, Binder, Toilet paper tube, Paper file, Paper cup, High-quality paper, Paper bag with handle, Gift envelope/condolence envelope, Thermal paper, Pocket book, Post-it/sticky note, Tissue box, Slipcase

## PAPER THAT SHOULD NOT BE INCLUDED

Used tissue paper, Synthetic resin film, Stickers, Photo mount, Toilet paper, Paper diaper, Wet tissue/hand wipe, Patch with glue, Oil paper, Waterproof paper, Aluminum foil, Oil blotting paper, Cooking sheet, etc



Fuefuki City, a clean and livable city with a rich natural environment

**CLEAN & ECOLOGY**



笛吹市役所環境推進課

☎ 055-261-2044(内線264・265)

★ Reverse side: List of items to separate (in Japanese alphabetical order) / Garbage Fun Facts



VOC FREE


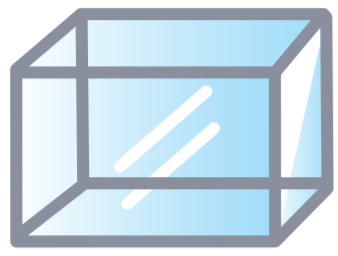
この印刷物は環境保全のため再生紙と VOC FREEインキ (UVインキ) を使用しています。



# 2

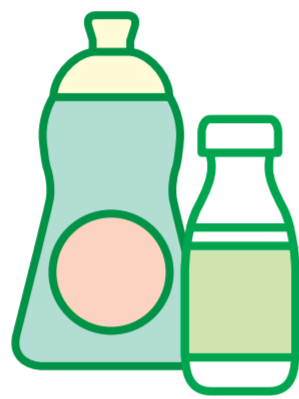
## Other plastic (plastic container/packaging)

### Box



Toy box/egg pack/cosmetics case such as makeup foundation case

### Bottle



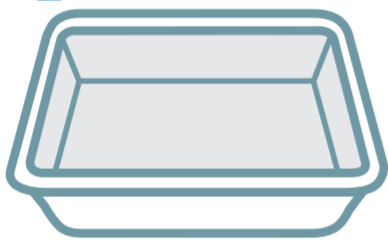
Other plastic bottles other than PET bottles such as oil/sauce bottle/dressing bottle/detergent bottle/shampoo bottle

### Container



Cup noodles/pudding/yogurt/jelly/margarine container with plastic symbol.


### Tray



White tray /colored tray/Japanese sweets tray/sushi plate/rice cracker tray/delicacy tray/cookie tray/convenience store container.

● Wash the container with water.




### Tube/cap



Remove the cap and put out the ones without the plastic symbol in Burnable garbage.

Wasabi/ mustard/ toothpaste/ mayo/ ketchup tubes, etc.

### Bag



Bags (snacks/sweets/bread/instant noodles/chopstick/spoon/clothing/refills for shampoo/detergent/rice/) wrap/film

Please recycle to protect resources.



For containers/packaging with this symbol

Caution!

Use up the contents. Remove the cap and wash inside. If it's really dirty, put it in Burnable garbage. Remove oil and food debris and wash with water. "Other plastic" does not mean that any plastic items can be collected.



As a request

When carrying it out, put it in a transparent or semi-transparent plastic bag.





# 3

## Recyclable Materials

### Paper

Tie them in a bundle.  
(refer to the photo)



Newspapers/flyer inserts... Tie them in a bundle.  
Cardboard ... Tie them in a bundle.  
Magazines ... Tie them in a bundle.  
Paper beverage cartons ... Rinse with water. Open and tie them in a bundle.

Caution!

### Clothing/textiles

\* Please put it in a semi-transparent bag.



Cotton and synthetic fiber are usually collected as Recyclable Materials regardless of raw materials.  
Please put it in a bag on the collection day.  
(Please put dirty items and those with company names, insignia, or personal names, etc. in Large-sized garbage.)

### PET bottle



Limited to those with this "PET" symbol.


If you have this symbol, color, size, or shape does not matter.



For soft drinks/alcoholic beverages/food (soy sauce/milk drink, etc.)

Caution!

Remove the lid and label and wash inside. Plastic lids and labels go in Other plastic.



### Empty bottle

\* If cracked, please put it in Large-sized garbage.



Mentsuyu/ponzu/one-cup transparent bottle/energy drinks/wine/etc. brown bottle/beer/ 1.8L bottle/ other colored bottle

Remove the contents and wash with water. Remove the plastic lid such as a ponzu bottle and put in Other plastic. The label does not need to be removed. It's okay to leave the cap on if you can't remove it.

Caution!


### Empty can (steel/aluminum)



● Empty cans are recyclable



Any empty cans such as juice/beer/tea/can food/pet food/sweets/seaweed



★ Be sure to make a hole and remove the cap.



Remove the nozzle.

⚠ Caps/nozzles without the plastic symbol go to Burnable garbage.

Be sure to wash inside so that the contents such as cigarettes and paper scraps are not mixed in the can.

Caution!

# 4

● Collected twice a week (except end of the year or New Year holidays)

## Burnable Garbage



Non-recyclable paper waste/paper diaper/flower arrangement/shoes (athletic shoes/rubber boots/sandals/leather shoes)/fallen leaves/cassette/video tape/Styrofoam

Wrapping materials without the plastic symbol/toothpick/ashes (Soak with water and write "ashes" on the garbage bag.)

Cut the hose to 50cm



Caution!

● Please put it in a Burnable garbage bag designated by Fuefuki City.

● Put vegetable waste cooking oil (salad oil, or sesame oil, etc.) in a plastic bottle and bring it to City Hall.

● Kitchen waste needs to be drained well.

● To reduce the amount of kitchen waste, please dispose of it yourself if possible. Subsidy assistance for a home garbage disposal unit and compost bins is offered.

● Soil and branches go to Large-sized garbage. (Some cannot be collected depending on the size.)



# 5

## Large-Sized Garbage

- Burnable (wooden/plastic) Bag/hanger, etc.



Items that are dirty or damaged  
Personal name, company name,  
etc.

Branches must be within 15cm in  
diameter Cut into pieces about 60  
cm long and bundle

- Metal Dirty can/golf club/screen door/laundry pole (metal), etc.



- Mixed (those combined with burnable and unburnable)  
Bed/sofa/cupboard, etc.



- Glass/pottery cosmetics bottle/dirty bottle/ceramics, etc.



Caution!

Be sure to empty out fuel of the  
heater and remove the battery of  
electric appliances. The battery is  
Hazardous Flammable garbage.

### \* Caution (Be sure to follow crisis management.)

- Be sure to empty out fuel of the heater.
- Be sure to remove the battery of the electric product.
- Remove the fluorescent tubes and light bulbs.
- Be sure to release the gas of a disposable lighter.
- Wrap the blade of scissors and knives in paper. (It's okay to wrap lightly.)

Please separate  
them from other  
Large-sized garbage  
and put them in the  
collection place.

● Release the gas of the  
disposable lighter and put it in  
a transparent bag.

● Wrap the blade of scissors and knives in paper.



- Small home appliances Those that are electric (w/chord) /batteries

\* Please put out your mobile phone separately.




For personal infor-  
mation, it is your  
responsibility to  
erase or destroy  
them.

Please separate them category and take them to the collection place.

# 6

## Hazardous Flammable Garbage



● Put the battery in a  
transparent bag.

● If cracked, please put it in a transparent bag.

● Put it in a box or a paper  
tube when carrying out.\*  
Without a box or a paper  
tube is also acceptable.

Battery (dry battery/button cell) /mercury thermometer/fluorescent lamps/light bulbs

Items that you need to request disposal at the store or a specialized handler.

Vinyl chloride tube, Agricultural materials, Paint, Medical waste such as syringes, etc., Substances of an explosive nature, Waste oil, Chemicals, Gas cylinder, Piano, Electone (electric organ), Architectural waste, Fire extinguisher, Stone, Gravel, Concrete, Tatami, Compressor, Drum, Boiler, Electric calorifier, Hazardous substance, Thick branch(pruned branch/plants/wood root/more than15cm in diameter), Mortorcycle (including mini-bike), Solar panel, lithium ion battery

# 7

## Fee Required Garbage



Excluding  
business systems

Battery  
(size does not matter)

Old tires

(It's okay to leave the wheels on.)

Collected once a year

\*It will be announced on the City's Monthly Newsletter.

Do not collect!

Products subject to the Home Appliance Recycling Law



★ Reverse side: List of items to separate  
(in Japanese alphabetical order) / Garbage Fun Facts